



10/19/2023 Location:Fennimore-WI Trial: CPT-100
 PLDATE: 5/3/2023 HDATE: 10/17/2023 Irrigation: NO

Hybrid	Yield	Moisture	TWT Mn	\$/Acre
DKC103-47RIB	324.7	19.7	54.8	1453.67
NK0367-AA	302.6	19.3	54.8	1361.99
B98Z37AM	299.5	18.8	55.3	1357.01
CP3980VT2P/RIB	298.7	18.5	56.2	1356.73
DKC52-99RIB	297.1	18.1	56.1	1356.07
DKC101-35RIB	297.0	18.3	54.5	1352.76
CP3852TRE/RIB	294.5	18.2	55.8	1343.75
P0075Q	296.8	19.0	56.4	1341.29
NK9771-DV	295.4	18.9	56.3	1336.21
CP4444VT2P/RIB	290.8	18.5	54.7	1321.35
B99A24AM	289.8	19.1	56.2	1308.14
B01V22AM	288.4	19.1	52.7	1301.22
P9955AM	287.3	19.1	56.6	1296.31
CP4188VT2P/RIB	279.8	17.9	55.7	1280.07
DKC099-11RIB	281.3	18.4	54.9	1280.00
NK0243-D	281.3	19.0	53.6	1270.32
DKC48-34RIB	280.0	18.8	55.6	1267.90
B03H35AM	280.6	19.3	55.9	1263.29
CP3724VT2P/RIB	277.7	18.6	56.2	1260.94
DKC49-24RIB	275.6	18.4	56.9	1254.40
NK0007-AA	277.1	19.2	56.0	1248.43
CP3715SSPRO/RIB	273.7	18.3	55.6	1247.42
B01Z88AM	279.0	20.0	54.4	1245.84
CP4265VT2P/RIB	273.5	18.5	55.9	1242.78
CP3899VT2P/RIB	268.8	17.8	55.8	1232.12
NK9832-AA	265.8	18.9	56.9	1201.58
CP4188SS/RIB	263.1	18.2	56.1	1199.65
CP4079VT2P/RIB	262.3	18.7	56.9	1189.95
B00M18Q	260.1	18.8	56.1	1177.47
NK0295-AA	256.6	19.7	55.3	1149.86
Mn	284.1	18.7	55.6	1288.15
LSD(.10)	13.2	0.5	0.6	61.40
#Reps	3	3	3	3
CVErr	3.424	1.957	0.851	3.508

\$/Acre Assumptions = \$4.70/Bushel Selling Price and \$0.05/Point of Moisture over 15.5%.



Learn more about our brands at
winfieldunited.com

Results are generated from field observations and may change as additional data is gathered. Crop results are dependent on the impact of many factors beyond the control of WinField United including without limitation, reduced performance due to weather, soil variations and may even reflect differences in agronomic practices.

© 2023 WinField United. Answer Plot®, CROPLAN® and WinField® are trademarks of WinField United.



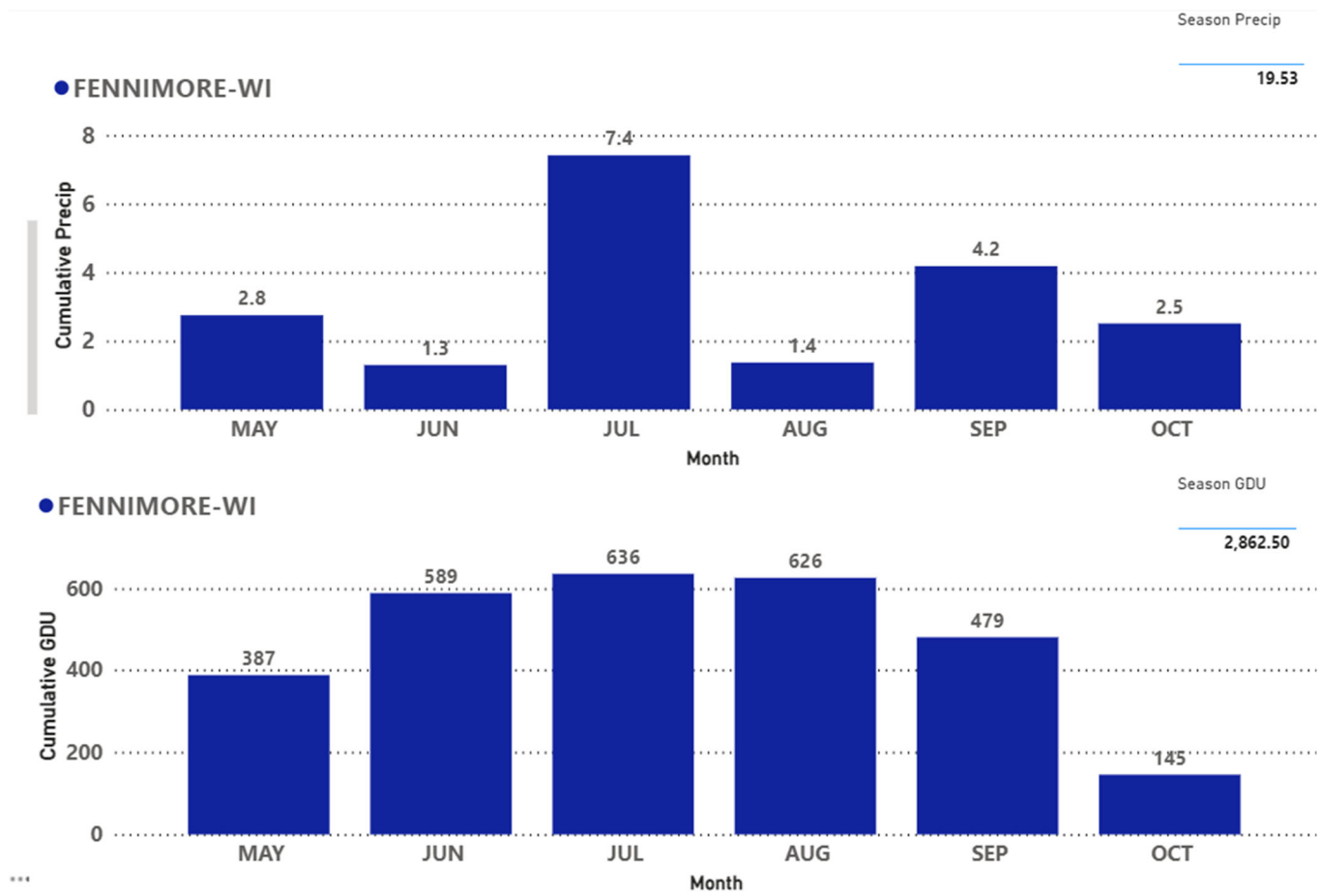
CORN

Answer Plot[®]

By WINFIELD UNITED

YIELD REPORT 2023

Annual Precipitation and GDU's



Learn more about our brands at winfieldunited.com

Results are generated from field observations and may change as additional data is gathered. Crop results are dependent on the impact of many factors beyond the control of WinField United including without limitation, reduced performance due to weather, soil variations and may even reflect differences in agronomic practices.

© 2023 WinField United. Answer Plot[®], CROPLAN[®] and WinField[®] are trademarks of WinField United.



10/19/2023 Location:Fennimore-WI Trial: CPT-105

PLDATE: 5/3/2023 HDATE: 10/17/2023 Irrigation: NO

Hybrid	Yield	Moisture	TWT Mn	\$/Acre
DKC57-23RIB	333.3	19.9	52.7	1488.08
DKC59-82RIB	327.8	20.8	52.1	1448.64
DKC56-26RIB	322.2	20.8	53.1	1422.64
CP4757VT2P/RIB	319.3	20.3	54.9	1419.69
B08R32AM	314.2	20.3	52.9	1395.63
CP4516TRE/RIB	312.7	20.2	53.4	1392.63
B07H01AM	314.1	21.1	52.6	1380.94
B05K32AM	303.8	19.4	55.2	1366.49
CP4652SSPRO/RIB	300.2	19.4	53.6	1348.92
NK0367-AA	299.2	19.6	55.5	1342.20
DKC105-35RIB	297.4	19.6	54.1	1334.33
NK0748-D	298.8	20.0	52.0	1334.22
NK0922-V	305.0	21.8	51.0	1330.18
CP4444VT2P/RIB	290.5	18.9	54.5	1314.44
P0688AM	293.3	20.5	54.3	1300.09
B04R11Q	289.4	20.1	54.7	1289.33
CP4676SS/RIB	289.6	20.5	54.8	1283.38
B05C33Q	289.9	20.7	54.2	1282.59
DKC103-07RIB	287.4	20.0	54.6	1282.05
DKC57-45RIB	280.8	19.8	52.3	1255.52
B06V25AM	276.8	20.1	54.5	1234.20
NK0877-V	278.4	20.8	51.4	1230.31
B06Y18Q	279.6	21.2	54.5	1228.47
P0339Q	265.7	20.6	55.0	1177.67
P0404Q	263.4	20.2	54.9	1172.29

Mn	297.5	20.2	53.8	1323.81
LSD(.10)	15.0	0.8	1.0	67.77
#Reps	3	3	3	3
CVErr	3.700	2.732	1.335	3.765

\$/Acre Assumptions = \$4.70/Bushel Selling Price and \$0.05/Point of Moisture over 15.5%.



Learn more about our brands at winfieldunited.com

Results are generated from field observations and may change as additional data is gathered. Crop results are dependent on the impact of many factors beyond the control of WinField United including without limitation, reduced performance due to weather, soil variations and may even reflect differences in agronomic practices.

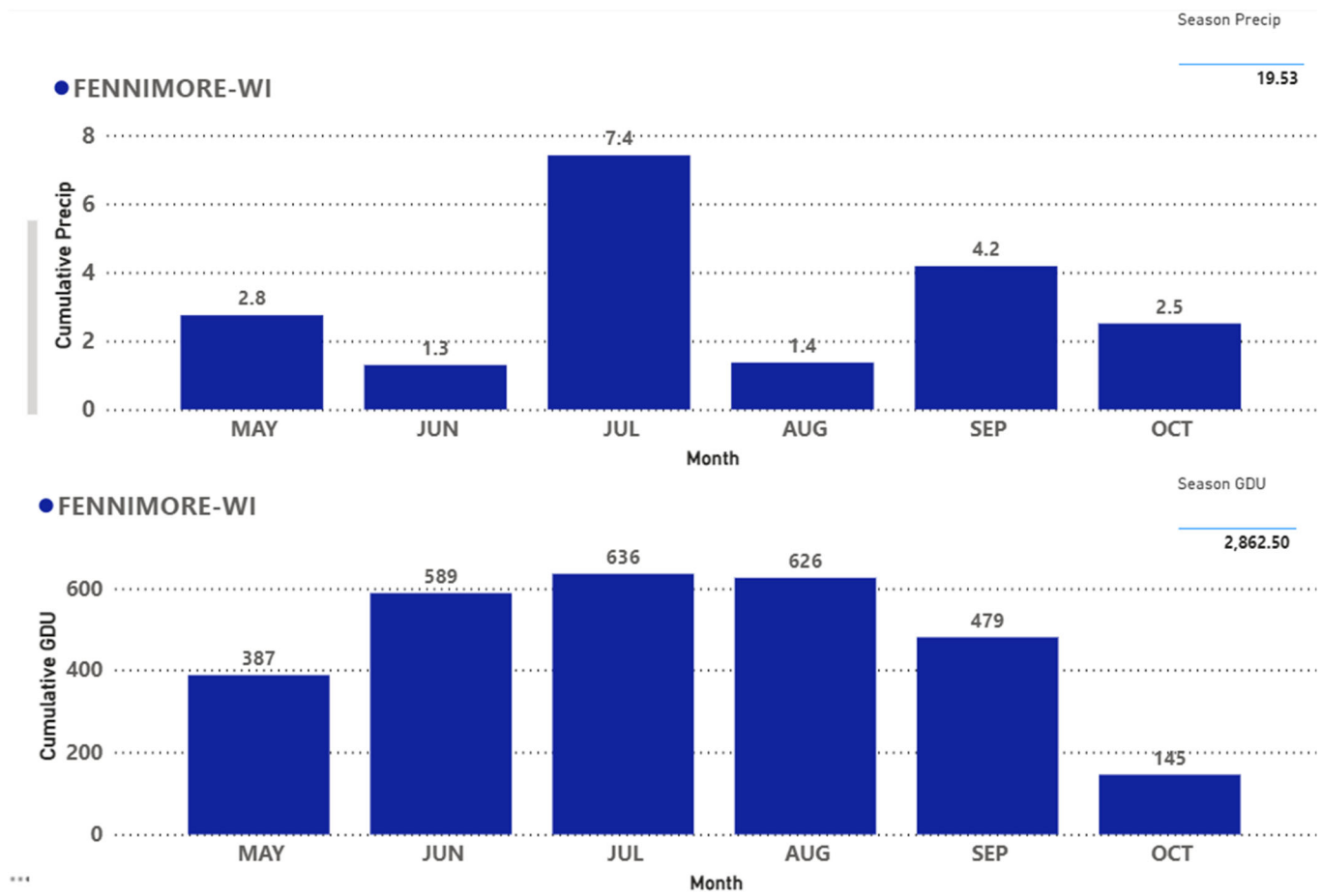
© 2023 WinField United. Answer Plot®, CROPLAN® and WinField® are trademarks of WinField United.



CORN

Answer Plot[®]
 By WINFIELD UNITED
YIELD REPORT 2023

Annual Precipitation and GDU's



Learn more about our brands at winfieldunited.com

Results are generated from field observations and may change as additional data is gathered. Crop results are dependent on the impact of many factors beyond the control of WinField United including without limitation, reduced performance due to weather, soil variations and may even reflect differences in agronomic practices.

© 2023 WinField United. Answer Plot[®], CROPLAN[®] and WinField[®] are trademarks of WinField United.



10/19/2023 Location:Fennimore-WI Trial: CPT-110
 PLDATE: 5/3/2023 HDATE: 10/17/2023 Irrigation: NO

Hybrid	Yield	Moisture	TWT Mn	\$/Acre
P0924Q	341.4	22.0	53.8	1485.07
CP5244VT2P/RIB	339.2	22.8	51.0	1459.06
P0953AM	336.3	22.9	51.5	1445.53
B11C37AM	332.1	22.0	53.3	1444.71
B10Y21Q	331.3	22.3	52.5	1435.20
CP5073VT2P/RIB	329.9	22.2	51.4	1429.78
B10H24AM	330.6	22.5	53.1	1427.58
CP5208VT2P/RIB	328.8	22.6	53.8	1418.83
CP4930DGV2P/RIB	327.8	22.3	52.9	1418.05
CP5073SS/RIB	324.9	22.3	51.4	1407.13
DKC62-70RIB	328.4	23.6	53.1	1396.03
DKC113-83RIB	321.2	22.4	53.0	1389.05
NK0922-V	318.5	21.8	50.6	1388.63
B10A20AM	326.1	24.2	52.6	1375.27
B12C01Q	319.3	22.7	53.6	1374.44
DKC111-35RIB	316.8	22.6	53.8	1365.27
CP4880SS/RIB	310.1	21.7	53.4	1353.65
DKC62-89RIB	309.6	23.1	52.3	1325.09
NK1333-AA	306.1	22.7	51.3	1318.83
NK1040-AA	300.4	21.9	51.1	1307.65
CP5210SS/RIB	305.0	23.1	51.8	1306.07
CP5115SS/RIB	305.0	23.1	53.8	1305.38
DKC108-64RIB	298.2	22.0	52.7	1297.39
NK1188-D	294.4	22.2	52.5	1276.04
CP5115VT2P/RIB	291.0	22.0	54.3	1265.60

Mn	320.0	22.4	52.5	1383.85
LSD(.10)	14.9	1.0	0.9	68.65
#Reps	3	3	3	3
CVErr	3.427	3.201	1.275	3.649

\$/Acre Assumptions = \$4.70/Bushel Selling Price and \$0.05/Point of Moisture over 15.5%.



Learn more about our brands at winfieldunited.com

Results are generated from field observations and may change as additional data is gathered. Crop results are dependent on the impact of many factors beyond the control of WinField United including without limitation, reduced performance due to weather, soil variations and may even reflect differences in agronomic practices.

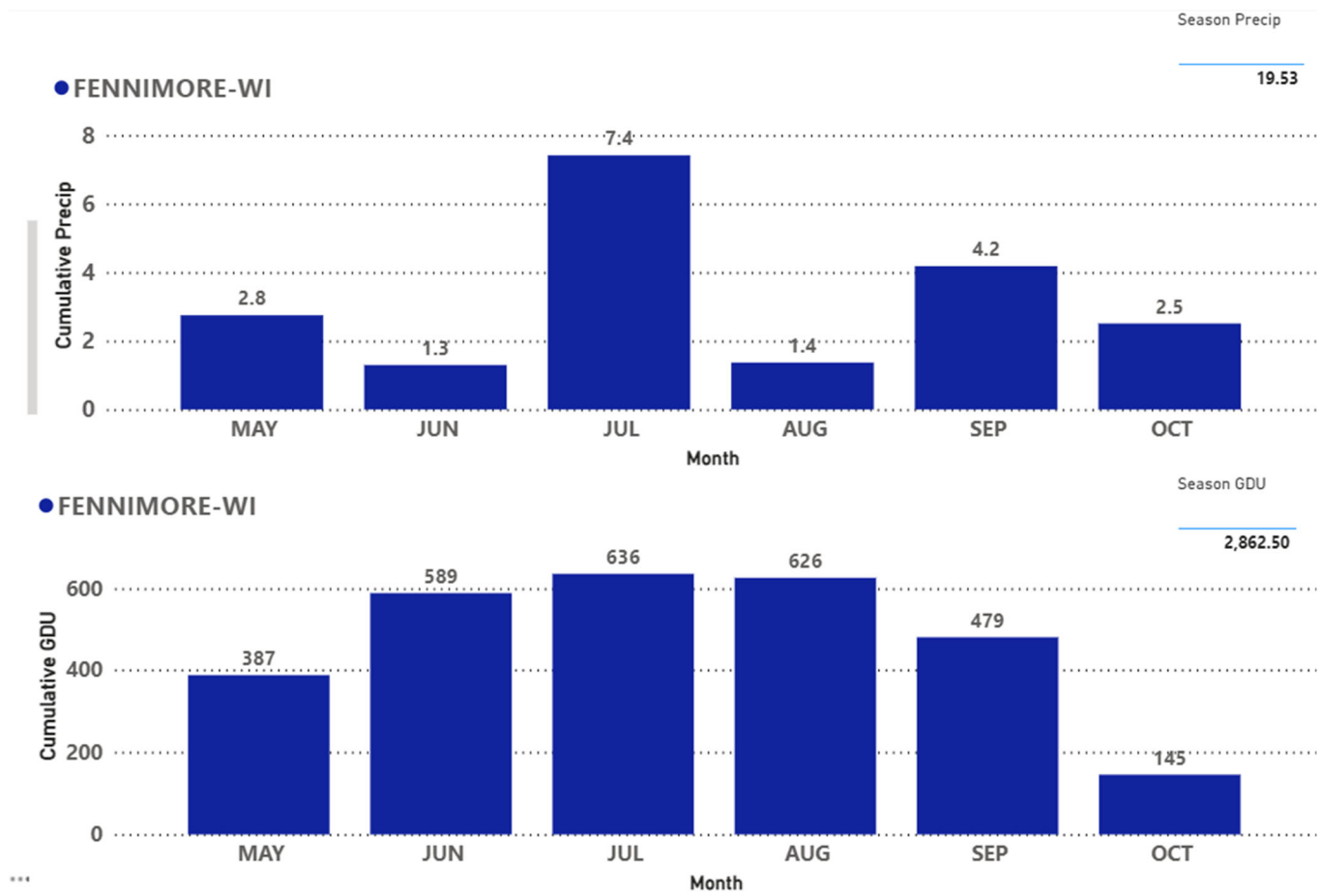
© 2023 WinField United. Answer Plot®, CROPLAN® and WinField® are trademarks of WinField United.



CORN

Answer Plot®
By WINFIELD UNITED
YIELD REPORT 2023

Annual Precipitation and GDU's



WINFIELD UNITED

CROPLAN

Learn more about our brands at winfieldunited.com

Results are generated from field observations and may change as additional data is gathered. Crop results are dependent on the impact of many factors beyond the control of WinField United including without limitation, reduced performance due to weather, soil variations and may even reflect differences in agronomic practices.

© 2023 WinField United. Answer Plot®, CROPLAN® and WinField® are trademarks of WinField United.

SOYBEANS

Answer Plot[®] By WINFIELD UNITED YIELD REPORT 2023

10/6/2023 Location: Fennimore-WI Trial: SPT-20
PLDATE: 5/18/2023 HDATE: 10/4/2023 Irrigation: NO

Variety	BU/ACRE Mn	Moisture	TWT	\$/Acre
NK21-C2E3	89.9	10.4	55.9	1077.75
NK22-C4E3	89.3	10.1	57.2	1073.66
AG18XF1	89.0	10.2	56.1	1071.96
AG21XF2	82.7	10.4	56.0	1075.73
CP1742XF	82.5	10.4	56.1	1071.88
AG20XF4	81.0	10.5	56.8	1052.83
CP1923E	80.3	10.8	57.7	1044.05
CP2030E	80.2	10.5	57.3	1043.11
P21A53E	80.2	10.7	56.5	1043.03
CP1840XF	78.9	10.9	57.3	1005.99
B243EE	78.1	10.5	56.6	1014.68
B202EE	77.5	10.6	58.1	997.47
P19A66E	77.4	10.2	56.2	1006.25
XO2282E	77.3	10.4	55.7	1004.53
NK19-T8E3S	77.2	10.3	56.4	1003.61
XO2181E	77.2	10.6	56.2	1004.00
B213EE	76.9	10.6	56.6	1000.13
CP1930E	76.5	10.4	55.7	994.52
CP2054XF	76.5	10.8	56.7	994.91
CP2122E	76.0	10.3	56.0	987.80
P18A73E	73.5	10.3	56.4	955.02
AG19XF3	72.1	10.4	56.1	937.91
XO2323E	65.9	10.7	55.4	856.82
Mn	78.6	10.4	56.4	1011.81
CVErr	5.654	2.117	1.446	7.138
LSD(.10)	7.5	0.4	1.4	122.59
#Reps	2	2	2	2

\$/Acre Assumptions = \$13.00/Bushel Selling Price



Learn more about our brands at
winfieldunited.com

Results are generated from field observations and may change as additional data is gathered. Crop results are dependent on the impact of many factors beyond the control of WinField United including without limitation, reduced performance due to weather, soil variations and may even reflect differences in agronomic practices.

© 2023 WinField United. Answer Plot[®], CROPLAN[®] and WinField[®] are trademarks of WinField United.

SOYBEANS

Answer Plot[®]

By WINFIELD UNITED

YIELD REPORT 2023

10/6/2023 Location: Fennimore-WI Trial: SPT-24
 PLDATE: 5/18/2023 HDATE: 10/4/2023 Irrigation: NO

Variety	BU/ACRE Mn	Moisture	TWT	\$/Acre
B243EE	81.4	10.6	56.8	1058.21
P23A40E	81.4	10.5	57.3	1057.68
AG24XF3	79.5	10.3	57.0	1033.83
B252EE	79.1	10.3	57.7	1011.88
AG26XF3	77.6	10.5	57.2	1008.61
NK25-C9XF	75.8	10.2	56.1	984.87
P23A15X	74.7	11.1	56.1	971.02
CP2340XF	74.6	10.3	55.9	970.26
CP2322E	74.2	10.6	56.2	964.15
P25A04X	74.1	10.6	57.2	963.68
B263EE	73.7	10.8	56.6	958.75
XO2444E	73.5	10.6	56.4	955.66
XO2613E	73.3	10.7	57.9	952.90
NK24-A2E3S	72.8	10.5	56.4	946.17
CP2220E	72.2	10.7	56.3	938.34
XO2323E	72.0	10.7	55.1	936.65
CP2520E	71.9	10.4	56.4	935.25
NK26-M6E3	71.0	10.3	55.8	923.15
CP2540XF	69.0	10.7	55.9	897.00
AG25XF3	63.6	10.5	55.3	827.00
Mn	75.2	10.5	56.3	976.15
CVErr	6.802	2.876	1.365	6.838
LSD(.10)	8.7	0.5	1.3	113.29
#Reps	2	2	2	2

\$/Acre Assumptions = \$13.00/Bushel Selling Price



Learn more about our brands at winfieldunited.com

Results are generated from field observations and may change as additional data is gathered. Crop results are dependent on the impact of many factors beyond the control of WinField United including without limitation, reduced performance due to weather, soil variations and may even reflect differences in agronomic practices.

© 2023 WinField United. Answer Plot[®], CROPLAN[®] and WinField[®] are trademarks of WinField United.

SOYBEANS

Answer Plot[®] By WINFIELD UNITED YIELD REPORT 2023

10/6/2023 Location: Fennimore-WI Trial: SPT-28
PLDATE: 5/18/2023 HDATE: 10/4/2023 Irrigation: NO

Variety	BU/ACRE Mn	Moisture	TWT	\$/Acre
XO2832E	80.2	10.9	57.3	1042.91
AG28XF3	78.1	10.9	57.2	1015.90
B272EE	77.3	10.6	56.9	1004.93
B263EE	76.7	10.1	54.2	997.62
CP2822E	76.0	10.4	56.6	987.56
CP2743XF	73.6	10.5	55.6	956.67
AG29XF4	73.6	10.7	55.4	956.43
CP2920E	70.7	10.9	56.4	919.40
B283EE	69.8	11.1	55.7	906.90
XO3014E	69.2	11.9	55.2	899.05
P28A65E	68.8	10.6	55.2	893.82
NK30-U4XF	67.6	11.1	55.9	878.15
AG27XF3	67.4	10.9	46.5	875.87
AG30XF4	66.1	11.3	55.0	859.08
CP2840XF	65.8	10.7	55.6	855.11
P26T57E	65.5	10.4	53.4	851.63
NK28-B9E3S	63.7	10.5	56.4	827.57
NK28-P6XF	62.8	10.3	56.3	815.83
XO2963E	62.6	10.9	57.1	813.58
P29A19E	59.3	11.1	56.3	771.18
Mn	69.3	10.7	55.7	900.55
CVErr	13.669	2.735	5.859	13.674
LSD(.10)	16.1	0.5	5.5	209.01
#Reps	2	2	2	2

\$/Acre Assumptions = \$13.00/Bushel Selling Price



Learn more about our brands at
winfieldunited.com

Results are generated from field observations and may change as additional data is gathered. Crop results are dependent on the impact of many factors beyond the control of WinField United including without limitation, reduced performance due to weather, soil variations and may even reflect differences in agronomic practices.

© 2023 WinField United. Answer Plot[®], CROPLAN[®] and WinField[®] are trademarks of WinField United.